BFB 120 x 120 x 32 MM SERIES



* Bearing Type
  Ball Bearings
* Material
  Impeller & Frame : Plastic (UL 94V-0)
* Lead Wires :
  UL 1007 AWG #24 OR Equivalent
  Red Wire Positive (+)
  Black Wire Negative (-)
* Weight : 230g (8.11 oz)

DIMENSIONS DRAWING

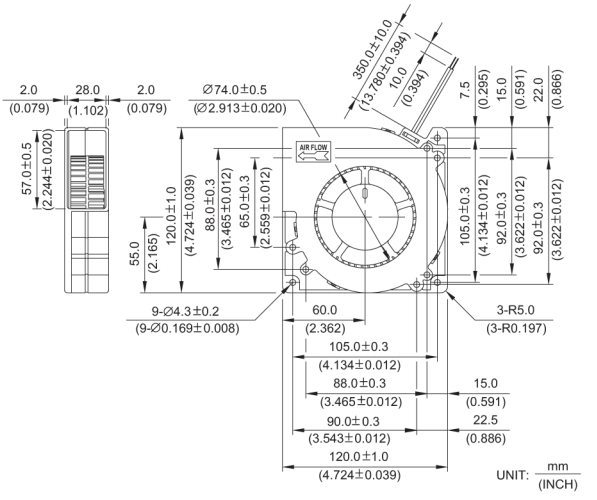

P & Q CURVE (AT RATED VOLTAGE)

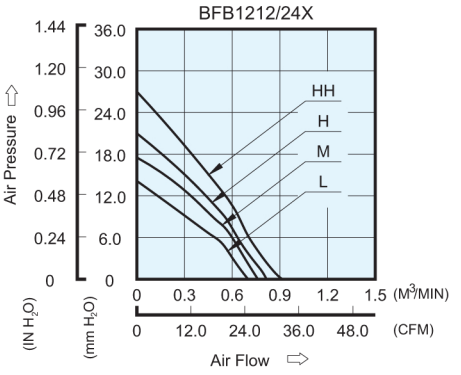

MODEL		Rated Voltage	Operating Voltage Range	Input Current	Input Power	Speed	Maximum Air Flow		Maximum Air Pressure		Noise
PART NO.	FUNCTION	VDC	VDC	Amp	Watt	R.P.M.	m^3 /min	CFM	mmH_2O	IN H_2O	dB-A
BFB1212L	-R00 / -F00	12	4.0 to 13.8	0.40	4.80	2100	0.699	24.70	14.00	0.551	47.0
BFB1224L	-R00 / -F00	24	7.0 to 27.6	0.24	5.76						
BFB1212M	-R00 / -F00	12	4.0 to 13.8	0.58	6.96	2300	0.760	26.85	17.50	0.689	48.5
BFB1224M	-R00 / -F00	24	7.0 to 27.6	0.28	6.72						
BFB1212H	-R00 / -F00	12	4.0 to 13.8	0.82	9.84	2500	0.821	29.00	21.00	0.827	51.0
BFB1224H	-R00 / -F00	24	7.0 to 27.6	0.35	8.40						
BFB1212HH	-R00 / -F00	12	4.0 to 13.8	1.10	13.20	2800	0.920	32.49	27.00	1.063	54.0

* Function type is optional.
* The max. air flow and the speed are measured in free air ; max. air pressure is measured at zero air flow.
* Noise is measured in anechoic chamber in free air, one meter from intake side.
* All readings are typical values at rated voltage.
* Specifications are subject to change without notice.

Homepage : www.nuritech21.com
Office : (031) 479 - 6222