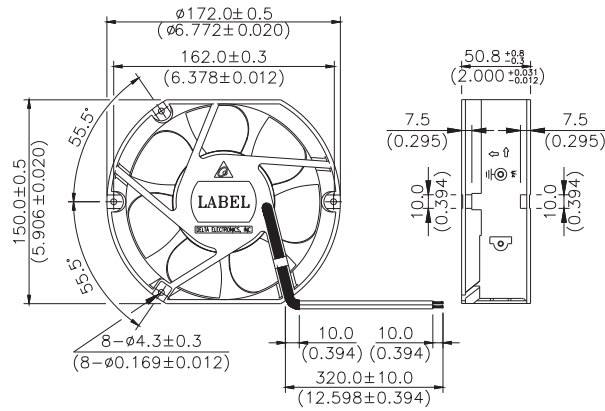


AHB 172 x 150 x 50.8 MM SERIES

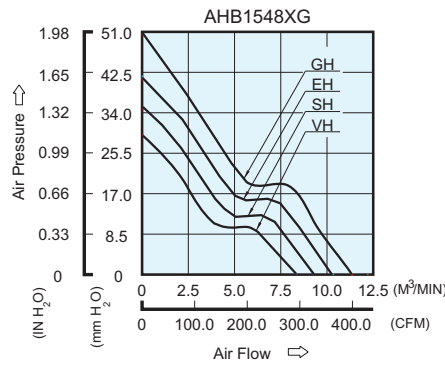
DIMENSIONS DRAWING



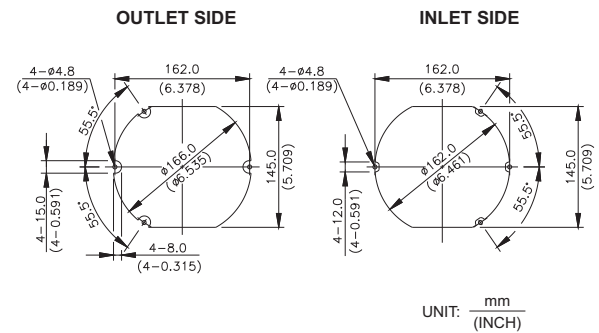
UNIT: $\frac{\text{mm}}{\text{(INCH)}}$

- * Bearing Type
Ball Bearings
- * Material
Impeller : Plastic (UL 94V-0)
Frame : Die-cast Aluminum
- * Lead Wires :
UL 1007 AWG #24 OR Equivalent
Red Wire Positive (+)
Black Wire Negative (-)
- * Weight : 800g (28.22 oz)

P & Q CURVE (AT RATED VOLTAGE)



MOUNTING PANEL CUTOUT



UNIT: $\frac{\text{mm}}{\text{(INCH)}}$

MODEL		Rated Voltage	Operating Voltage Range	Input Current	Input Power	Speed	Maximum Air Flow		Maximum Air Pressure		Noise
PART NO.	FUNCTION	VDC	VDC	Amp	Watt	R.P.M.	m ³ /min	CFM	mmH ₂ O	IN H ₂ O	dB-A
AHB1548VHG	-R00 / -F00	48	32.0 to 80.0	0.71	34.08	4000	8.645	305.29	28.91	1.138	62.0
AHB1548SHG	-R00 / -F00	48	32.0 to 80.0	0.88	42.24	4400	9.526	336.41	34.69	1.366	64.0
AHB1548EHG	-R00 / -F00	48	32.0 to 80.0	1.22	58.56	4800	10.434	368.47	41.43	1.631	66.0
AHB1548GHG	-R00 / -F00	48	32.0 to 80.0	1.52	72.96	5200	11.404	402.72	49.88	1.964	68.5

* Function type is optional.
 * The max. air flow and the speed are measured in free air ; max. air pressure is measured at zero air flow.
 * Noise is measured in anechoic chamber in free air, one meter from intake side.
 * All readings are typical values at rated voltage.
 * Specifications are subject to change without notice.