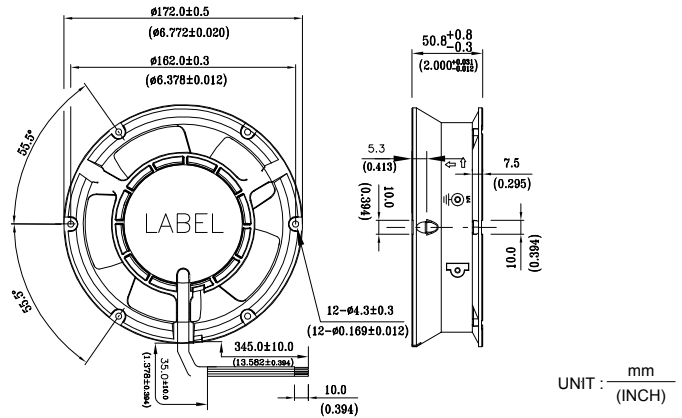


*New*



# TDA $\phi 172 \times 50.8$ MM SERIES

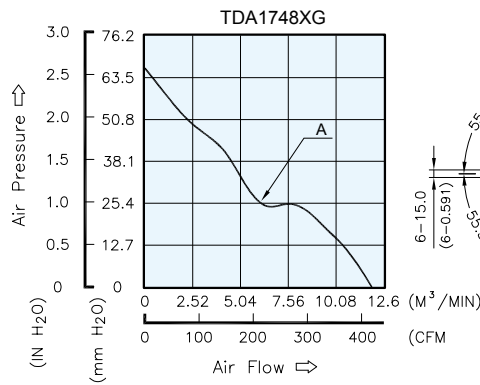
## ■ DIMENSIONS DRAWING



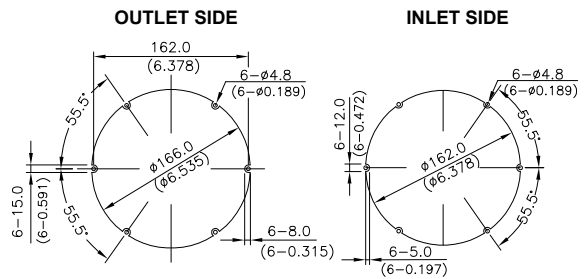
UNIT :  $\frac{\text{mm}}{\text{(INCH)}}$

- \* Bearing Type  
Ball Bearings
- \* Material  
Impeller : Plastic (UL 94V-0)  
Frame : Die-cast Aluminum
- \* Lead Wires :  
UL 1007 AWG #24 OR Equivalent  
Red Wire Positive(+)  
Black Wire Negative(-)  
Blue Wire (F00)  
Yellow Wire Speed Control (PWM)
- \* Weight : 800g (28.25 oz)

## ■ P & Q CURVE (AT RATED VOLTAGE)



## ■ MOUNTING PANEL CUTOUT



UNIT :  $\frac{\text{mm}}{\text{(INCH)}}$

MODEL		Rated Voltage	Operating Voltage Range	Input Current	Input Power	Speed	Maximum Air Flow		Maximum Air Pressure		Noise
PART NO.	FUNCTION	VDC	VDC	Amp	Watt	R.P.M.	m <sup>3</sup> /min	CFM	mmH <sub>2</sub> O	IN H <sub>2</sub> O	dB-A
<b>TDA1748AG</b>	PWM/-F00	48	30.0 to 60.0	1.85	88.80	5400	11.720	413.00	71.80	2.820	71.0

\* Function type is optional.  
 \* The max. air flow and the speed are measured in free air ; max. air pressure is measured at zero air flow.  
 \* Noise is measured in anechoic chamber in free air, one meter from intake side.  
 \* All readings are typical values at rated voltage.  
 \* Specifications are subject to change without notice.