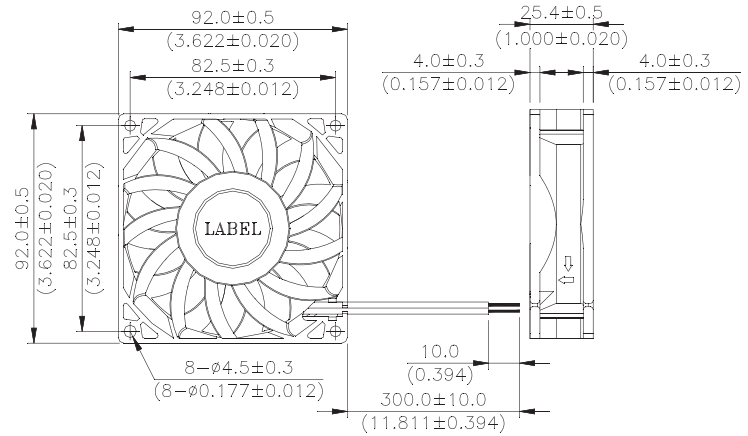


# FFB 92 x 92 x 25.4 MM SERIES

## DIMENSIONS DRAWING

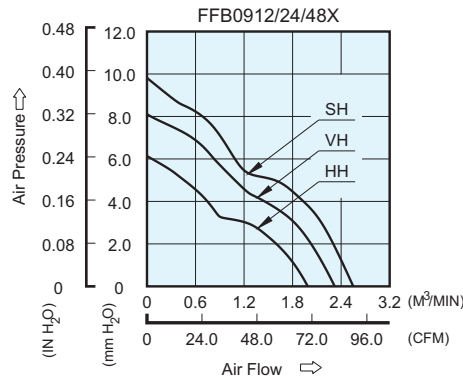


- \* Bearing Type  
Ball Bearings
- \* Material  
Impeller & Frame : Plastic(UL 94V-0)
- \* Lead Wires :  
UL 1007 AWG #24 OR Equivalent  
Red Wire Positive(+)  
Black Wire Negative(-)
- \* Weight : 128g (4.51 OZ)

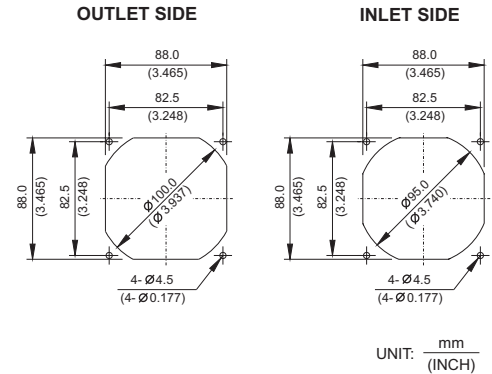


UNIT:  $\frac{\text{mm}}{\text{(INCH)}}$

## P & Q CURVE (AT RATED VOLTAGE)



## MOUNTING PANEL CUTOUT



UNIT:  $\frac{\text{mm}}{\text{(INCH)}}$

| MODEL     |             | Rated Voltage | Operating Voltage Range | Input Current | Input Power | Speed  | Maximum Air Flow    |       | Maximum Air Pressure |                     | Noise |
|-----------|-------------|---------------|-------------------------|---------------|-------------|--------|---------------------|-------|----------------------|---------------------|-------|
| PART NO.  | FUNCTION    | VDC           | VDC                     | Amp           | Watt        | R.P.M. | m <sup>3</sup> /min | CFM   | mmH <sub>2</sub> O   | IN H <sub>2</sub> O | dB-A  |
| FFB0912HH | -R00 / -F00 | 12            | 7.0 to 13.8             | 0.40          | 4.80        | 3200   | 1.988               | 70.21 | 6.14                 | 0.242               | 44.1  |
| FFB0924HH | -R00 / -F00 | 24            | 14.0 to 27.6            | 0.24          | 5.76        |        |                     |       |                      |                     |       |
| FFB0948HH | -R00 / -F00 | 48            | 28.0 to 53.0            | 0.14          | 6.72        |        |                     |       |                      |                     |       |
| FFB0912VH | -R00 / -F00 | 12            | 7.0 to 13.8             | 0.60          | 7.20        | 3700   | 2.321               | 81.97 | 8.11                 | 0.319               | 48.2  |
| FFB0924VH | -R00 / -F00 | 24            | 14.0 to 27.6            | 0.31          | 7.44        |        |                     |       |                      |                     |       |
| FFB0948VH | -R00 / -F00 | 48            | 28.0 to 53.0            | 0.17          | 8.16        |        |                     |       |                      |                     |       |
| FFB0912SH | -R00 / -F00 | 12            | 7.0 to 13.8             | 0.69          | 8.28        | 4100   | 2.550               | 90.05 | 10.06                | 0.396               | 50.0  |

\* Function type is optional.  
 \* The max. air flow and the speed are measured in free air ; max. air pressure is measured at zero air flow.  
 \* Noise is measured in anechoic chamber in free air, one meter from intake side.  
 \* All readings are typical values at rated voltage.  
 \* Specifications are subject to change without notice.