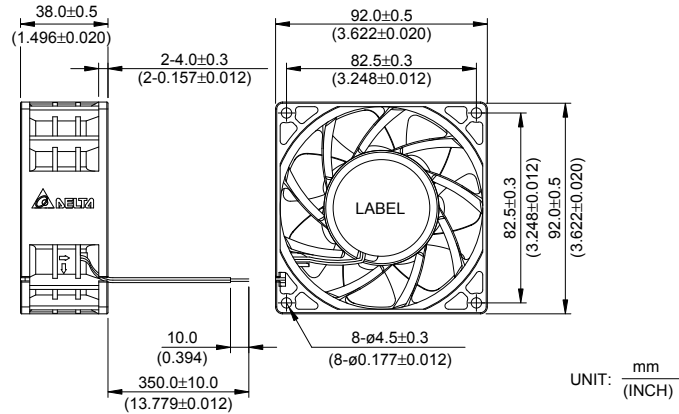


New



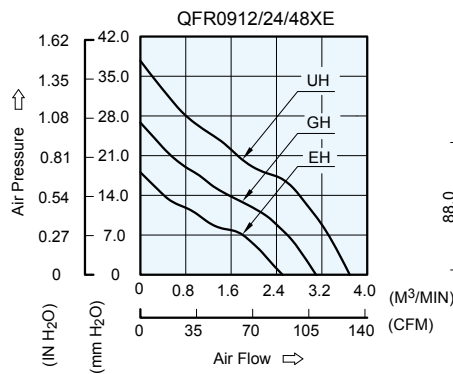
QFR 92 x 92 x 38 MM SERIES

■ DIMENSIONS DRAWING

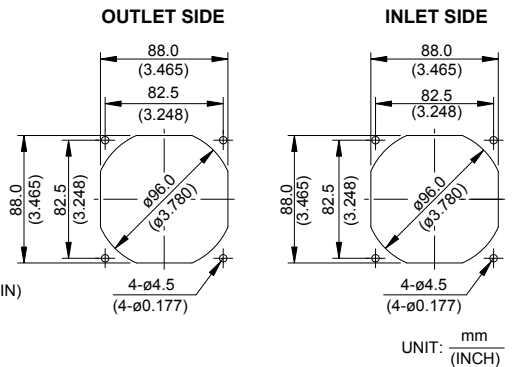


- * Bearing Type
Ball Bearings
- * Material
Impeller & Pillow : Plastic (UL 94V-0)
- * Lead Wires :
UL 1007 AWG #24 OR Equivalent
Red Wire Positive(+)
Black Wire Negative(-)
- * Weight : 195g (6.88 OZ)

■ P & Q CURVE (AT RATED VOLTAGE)



■ MOUNTING PANEL CUTOUT



MODEL		Rated Voltage	Operating Voltage Range	Input Current	Input Power	Speed	Maximum Air Flow		Maximum Air Pressure		Noise
PART NO.	FUNCTION	VDC	VDC	Amp	Watt	R.P.M.	m ³ /min	CFM	mmH ₂ O	IN H ₂ O	dB-A
QFR0912EHE	-R00/-F00	12	8.0 to 13.2	0.60	7.20	5700	2.507	88.53	18.06	0.711	51.7
QFR0924EHE	-R00/-F00	24	16.0 to 26.4	0.30	7.20						
QFR0948EHE	-R00/-F00	48	33.0 to 52.8	0.15	7.20						
QFR0912GHE	-R00/-F00	12	8.0 to 13.2	0.95	11.40	7000	3.097	109.38	26.82	1.056	57.0
QFR0924GHE	-R00/-F00	24	16.0 to 26.4	0.50	12.00						
QFR0948GHE	-R00/-F00	48	33.0 to 52.8	0.25	12.00						
QFR0912UHE	-R00/-F00	12	8.0 to 13.2	1.60	19.20	8300	3.731	131.76	37.35	1.466	62.0
QFR0924UHE	-R00/-F00	24	16.0 to 26.4	0.80	19.20						
QFR0948UHE	-R00/-F00	48	33.0 to 52.8	0.40	19.20						

* Function type is optional.
 * The max. air flow and the speed are measured in free air ; max. air pressure is measured at zero air flow.
 * Noise is measured in anechoic chamber in free air, one meter from intake side.
 * All readings are typical values at rated voltage.
 * Specifications are subject to change without notice.