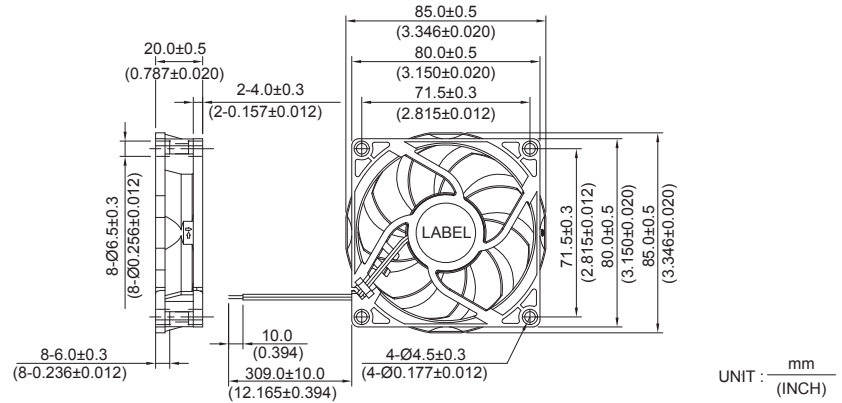


*New*



# AFB 85 x 85 x 20 MM SERIES

## DIMENSIONS DRAWING

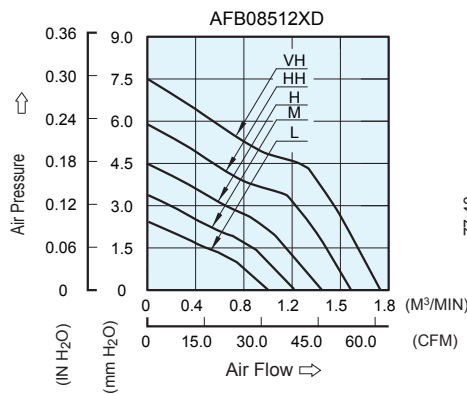


UNIT : mm  
(INCH)

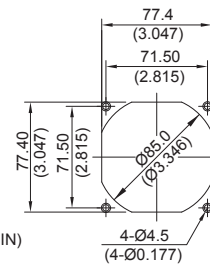
- \* Bearing Type  
Two Ball Bearings  
One Ball Bearing
- \* Material  
Impeller & Frame : Plastic (UL 94V-0)
- \* Lead Wires :  
UL 1007 AWG #24 OR Equivalent  
Red Wire Positive(+)  
Black Wire Negative(-)
- \* Weight : 77g (2.72 OZ)

## P & Q CURVE (AT RATED VOLTAGE)

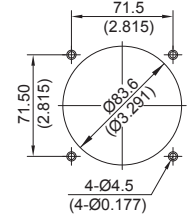
## MOUNTING PANEL CUTOUT



### OUTLET SIDE



### INLET SIDE



UNIT : mm  
(INCH)

MODEL		Rated Voltage	Operating Voltage Range	Input Current	Input Power	Speed	Maximum Air Flow		Maximum Air Pressure		Noise
PART NO.	FUNCTION	VDC	VDC	Amp	Watt	R.P.M.	m <sup>3</sup> /min	CFM	mmH <sub>2</sub> O	IN H <sub>2</sub> O	dB-A
AFB08512LD	-R00 / -F00	12	5.0 to 13.8	0.11	1.32	2800	0.903	31.89	2.50	0.096	29.5
AFB08512MD	-R00 / -F00	12	5.0 to 13.8	0.16	1.92	3400	1.105	39.02	3.39	0.134	34.0
AFB08512HD	-R00 / -F00	12	5.0 to 13.8	0.22	2.64	4000	1.301	45.96	4.49	0.177	38.0
AFB08512HHD	-R00 / -F00	12	5.0 to 13.8	0.30	3.60	4600	1.517	53.57	5.90	0.232	43.0
AFB08512VHD	-R00 / -F00	12	5.0 to 12.6	0.42	5.04	5200	1.740	61.46	7.49	0.295	45.0

\* Function type is optional.  
 \* The max. air flow and the speed are measured in free air ; max. air pressure is measured at zero air flow.  
 \* Noise is measured in anechoic chamber in free air, one meter from intake side.  
 \* All readings are typical values at rated voltage.  
 \* Specifications are subject to change without notice.