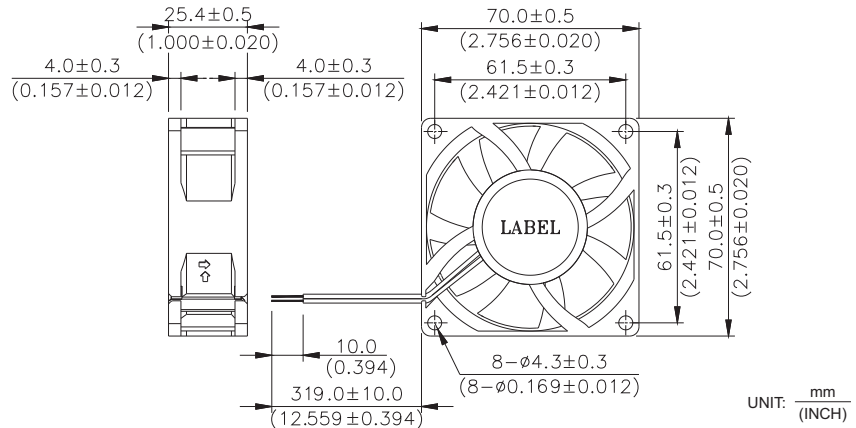


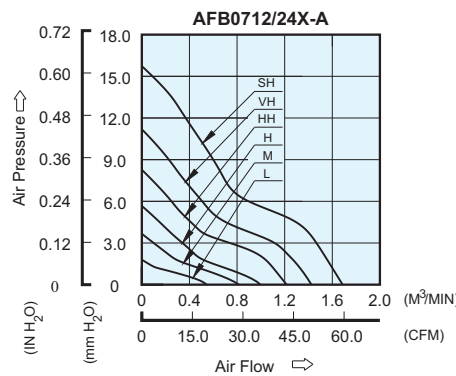
AFB 70 x 70 x 25.4 MM SERIES

DIMENSIONS DRAWING

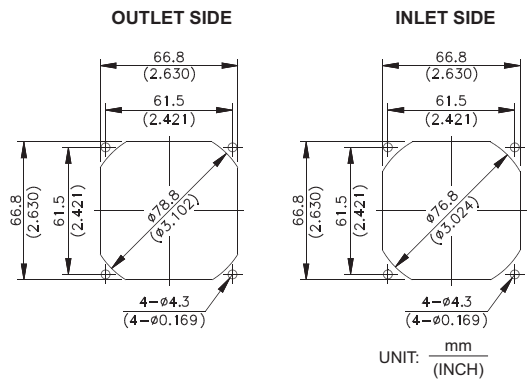


- * Bearing Type
Ball Bearings
- * Material
Impeller & Frame : Plastic (UL 94V-0)
- * Lead Wires :
UL 1007 AWG #24 OR Equivalent
Red Wire Positive (+)
Black Wire Negative (-)
- * Weight : 90g (3.17 oz)

P & Q CURVE (AT RATED VOLTAGE)



MOUNTING PANEL CUTOUT



MODEL			Rated Voltage	Operating Voltage Range	Input Current	Input Power	Speed	Maximum Air Flow		Maximum Air Pressure		Noise
PART NO.	REV.	FUNCTION	VDC	VDC	Amp	Watt	R.P.M.	m ³ /min	CFM	mmH ₂ O	IN H ₂ O	dB-A
AFB0712L	-A	-R00/-F00	12	5.0 to 13.8	0.07	0.84	2300	0.599	21.16	1.99	0.078	23.0
AFB0724L	-A	-R00/-F00	24	14.0 to 26.4	0.06	1.44						
AFB0712M	-A	-R00/-F00	12	5.0 to 13.8	0.11	1.32	3100	0.817	28.85	3.55	0.140	31.5
AFB0724M	-A	-R00/-F00	24	14.0 to 26.4	0.09	2.16						
AFB0712H	-A	-R00/-F00	12	5.0 to 13.8	0.17	2.04	3900	1.028	36.30	5.52	0.217	37.5
AFB0724H	-A	-R00/-F00	24	14.0 to 26.4	0.13	3.12						
AFB0712HH	-A	-R00/-F00	12	5.0 to 13.8	0.31	3.72	4700	1.246	44.01	7.89	0.311	44.0
AFB0724HH	-A	-R00/-F00	24	14.0 to 26.4	0.18	4.32						
AFB0712VH	-A	-R00/-F00	12	5.0 to 12.6	0.44	5.28	5500	1.472	51.97	10.99	0.433	47.5
AFB0724VH	-A	-R00/-F00	24	14.0 to 26.4	0.27	6.48						
AFB0712SH	-A	-R00/-F00	12	5.0 to 13.8	0.65	7.80	6300	1.729	61.05	15.90	0.625	50.5

* Function type is optional.
 * The max. air flow and the speed are measured in free air ; max. air pressure is measured at zero air flow.
 * Noise is measured in anechoic chamber in free air, one meter from intake side.
 * All readings are typical values at rated voltage.
 * Specifications are subject to change without notice.
 * "SH" for rib type only Weight:104g(3.66OZ).
 * Both of the ball bearing and the 1 ball + 1 Sleeve type are available.