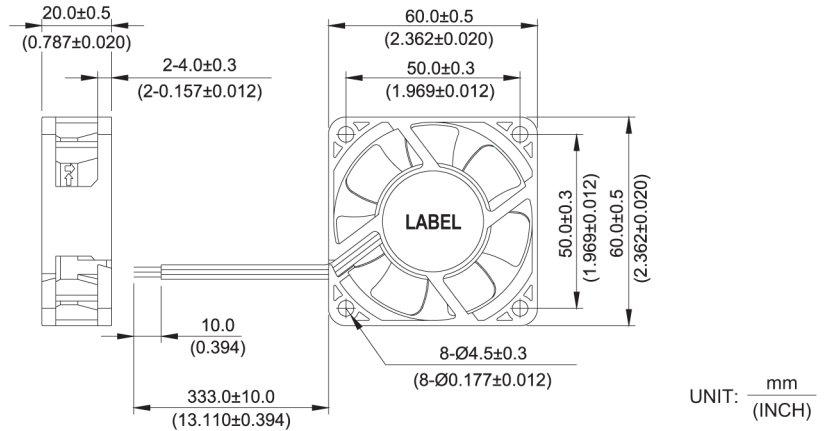


# AFB 60 x 60 x 20 MM SERIES

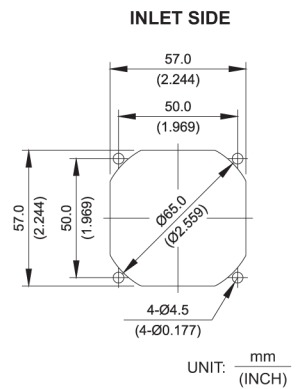
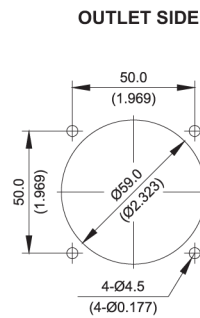
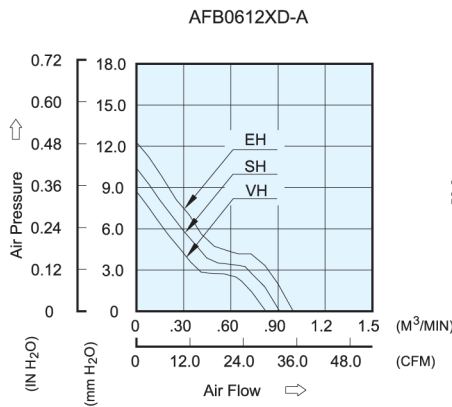
## DIMENSIONS DRAWING



UNIT:  $\frac{\text{mm}}{\text{(INCH)}}$

## P & Q CURVE (AT RATED VOLTAGE)

## MOUNTING PANEL CUTOUT



UNIT:  $\frac{\text{mm}}{\text{(INCH)}}$

- \* Bearing Type  
Ball Bearings
- \* Material  
Impeller & Frame : Plastic (UL 94V-0)
- \* Lead Wires :  
UL 1007 AWG #24 OR Equivalent  
Red Wire Positive (+)  
Black Wire Negative (-)
- \* Weight : 56g (1.98 oz)

MODEL			Rated Voltage	Operating Voltage Range	Input Current	Input Power	Speed	Maximum Air Flow		Maximum Air Pressure		Noise
PART NO.	REV.	FUNCTION	VDC	VDC	Amp	Watt	R.P.M.	m <sup>3</sup> /min	CFM	mmH <sub>2</sub> O	IN H <sub>2</sub> O	dB-A
AFB0612VHD	-A	-R00/-F00	12	7.0 to 13.8	0.19	2.28	5400	0.823	29.06	8.72	0.343	41.0
AFB0612SHD	-A	-R00/-F00	12	7.0 to 13.8	0.28	3.36	6000	0.911	32.17	10.41	0.410	43.0
AFB0612EHD	-A	-R00/-F00	12	7.0 to 13.8	0.31	3.72	6600	0.997	35.21	12.29	0.484	45.0

\* Function type is optional.  
 \* The max. air flow and the speed are measured in free air ; max. air pressure is measured at zero air flow.  
 \* Noise is measured in anechoic chamber in free air, one meter from intake side.  
 \* All readings are typical values at rated voltage.  
 \* Specifications are subject to change without notice.