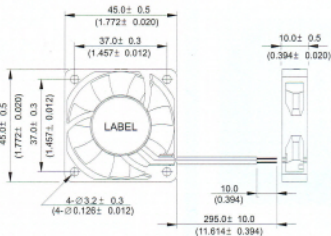


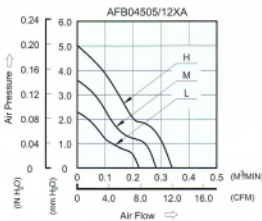
AFB 45 x 45 x 10 MM SERIES

■ DIMENSIONS DRAWING

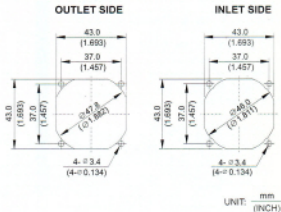


- * Bearing Type
Two Ball Bearings
- * Material
Impeller & Frame : Plastic(UL 94V-0)
- * Lead Wires :
UL 1007 AWG #28 OR Equivalent
Red Wire Positive(+)
Black Wire Negative(-)
- * Weight : 15.5g (0.55 OZ)
- * Rib Type Only

■ P & Q CURVE (AT RATED VOLTAGE)



■ MOUNTING PANEL CUTOUT



MODEL		Rated Voltage	Operating Voltage Range	Rated Current	Rated Input Power	Speed	Maximum Air Flow		Maximum Air Pressure		Noise
TWO BALLS	FUNCTION	VDC	VDC	Amp	Watt	R.P.M.	M ³ /min	CFM	mmH ₂ O	IN H ₂ O	dB-A
AFB04505LA	-R00 / -F00	5	4.0 to 5.5	0.14	0.70	4000	0.218	7.70	2.05	0.081	24.5
	-R00 / -F00	12	7.0 to 13.8	0.08	0.96						
AFB04505MA	-R00 / -F00	5	4.0 to 5.5	0.20	1.00	5000	0.279	9.85	3.22	0.127	30.0
	-R00 / -F00	12	7.0 to 13.8	0.11	1.32						
AFB04512MA	-R00 / -F00	12	7.0 to 13.8	0.17	2.04	6000	0.334	11.80	4.67	0.184	34.5
	-R00 / -F00	12	7.0 to 13.8	0.17	2.04						

- * Function type is optional.
- * The max. air flow and the speed are measured in free air ; max. air pressure is measured at zero air flow.
- * Noise is measured in anechoic chamber in free air, one meter from intake side.
- * All readings are typical values at rated voltage.
- * Specifications are subject to change without notice.