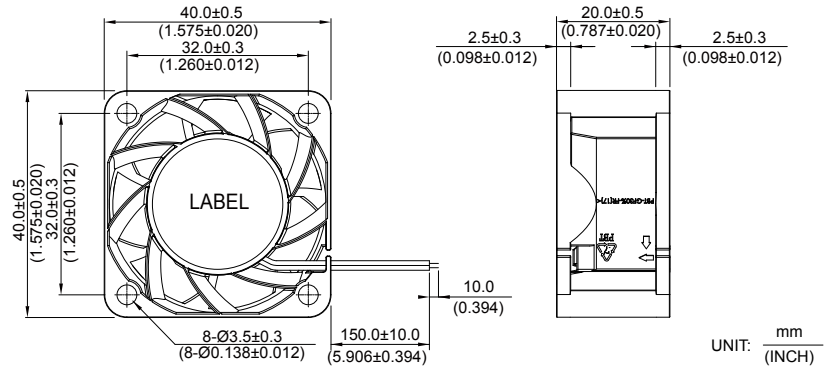


New



THA 40 x 40 x 20 MM SERIES

DIMENSIONS DRAWING

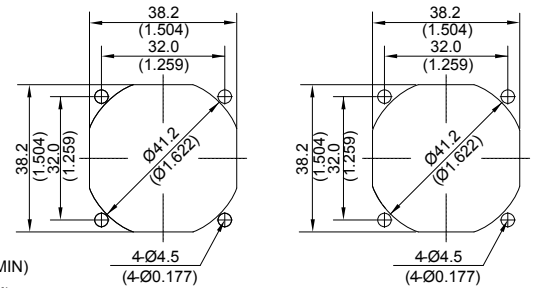
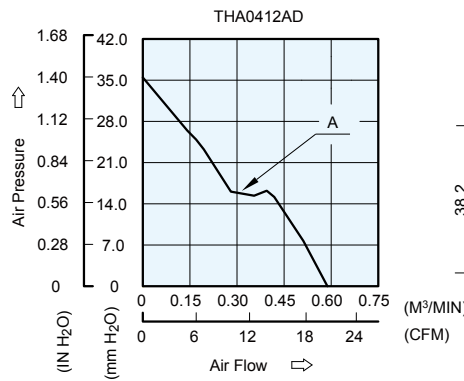


UNIT: mm (INCH)

- * Bearing Type
Ball Bearings
- * Material
Impeller & Frame : Plastic (UL 94V-0)
- * Lead Wires :
UL 1061 AWG #28 OR Equivalent
Red Wire Positive(+)
Black Wire Negative(-)
Blue Wire (F00)
Yellow Wire Speed Control (PWM)
- * Weight : 25g (0.88 oz)

P & Q CURVE (AT RATED VOLTAGE)

MOUNTING PANEL CUTOUT



UNIT: mm (INCH)

MODEL		Rated Voltage	Operating Voltage Range	Input Current	Input Power	Speed	Maximum Air Flow		Maximum Air Pressure		Noise
PART NO.	FUNCTION	VDC	VDC	Amp	Watt	R.P.M.	m ³ /min	CFM	mmH ₂ O	IN H ₂ O	dB-A
THA0412AD	PWM/-F00	12	7.0 to 15.0	0.43	5.16	15600	0.582	20.56	35.16	1.385	52.0

* Function type is optional.
 * The max. air flow and the speed are measured in free air ; max. air pressure is measured at zero air flow.
 * Noise is measured in anechoic chamber in free air, one meter from intake side.
 * All readings are typical values at rated voltage.
 * Specifications are subject to change without notice.